

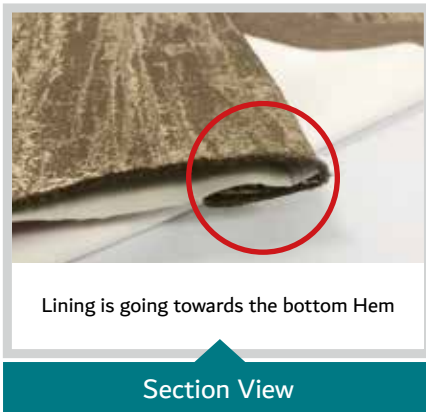






1 PENCIL PLEAT CURTAINS

Fullness	200%
Top Hem	78mm
Left - Right Hem	40mm
Bottom Hem	80mm



Note:

The Top Hem has a 50mm inner folding with a gap from the top of the hem to the start of the tape, which is 15mm (See Fig. 1) The tape is 63mm(See Fig. 2)

2 DOUBLE PINCH PLEAT CURTAINS


Fullness	200%
Top Hem	100mm
Left - Right Hem	40mm
Bottom Hem	80mm



Double Pinch Pleat Curtains



Top Hem



Side & Bottom Hem



Section View



Front Side Hidden Stitch




Panel Joining (Over Locked)



Microflex hook adjustable in height made of high grade synthetic material

Microflex Hook - 75mm




Tape - 100mm

Note:


Hook Spacing varies depending on the width of the curtains

3 EYELET CURTAINS


Fullness	200%
Top Hem	100mm
Left - Right Hem	40mm
Bottom Hem	80mm



Eyelet Curtains



Top Hem



Side & Bottom Hem




Section View



Front Side Hidden Stitch



Panel Joining (Over Locked)



Tape - 100mm

Note:


The distance between the eyelets varies depending on the width of the curtains

4 PINCH WITH EYELET CURTAINS


Fullness	260%
Top Hem	100mm
Left - Right Hem	40mm
Bottom Hem	80mm



Pinch With Eyelet Curtains



Top Hem



Side & Bottom Hem




Lining is going towards the bottom Hem


Section View



Front Side Hidden Stitch



Panel Joining (Over Locked)



Tape - 100mm

Note:

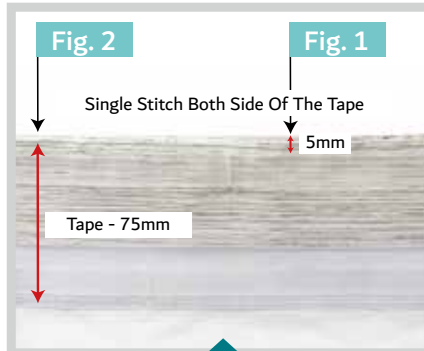
The distance between the eyelets varies depending on the width of the curtains

5 EASY WAVE CURTAINS


Fullness	200%
Top Hem	80mm
Left - Right Hem	40mm
Bottom Hem	80mm



Easy Wave Curtains



Top Hem



Side & Bottom Hem



Lining is going towards the bottom Hem

Section View



Front Side Hidden Stitch



Panel Joining (Over Locked)



Components



Tape - 75mm

Note:

The Top Belt has a 50mm inner folding with a gap from the top of the hem to the start of the tape, which is 5mm (See Fig. 1) The tape is 75mm(See Fig. 2)

6 CURTAIN TRACK DEDUCTIONS

DS TRACK	25mm
KS TRACK	25mm
CKS TRACK	25mm
CS TRACK	30mm
CCS TRACK	30mm
GLYDEA TRACK	35mm



DS TRACK



KS TRACK



CKS TRACK



CS TRACK



CCS TRACK



GLYDEA TRACK

Note: Where required, you can use this track deduction height as a guide for critical situations i.e floor to ceiling.

Track height - floor to ceiling height = hem to hem

7 CURTAIN DROP DEDUCTIONS

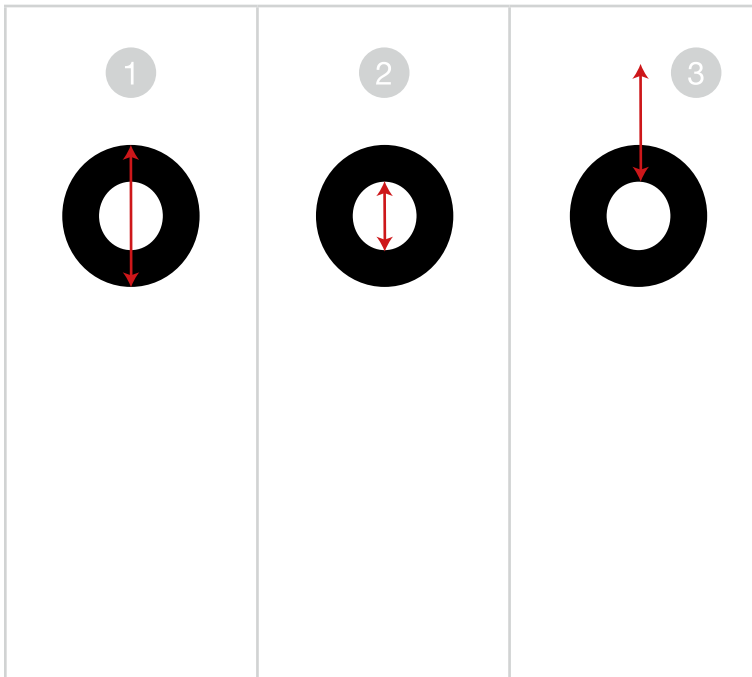
CURTAIN	DS	KS	CS	GLYDEA
Track Size (hang below track)	25mm	30mm	40mm	45mm
Hem To Hem	No deduction	No deduction	No deduction	No deduction
Recess Deduction (will not deduct track)	10mm	10mm	10mm	10mm

EASY WAVE	DS	KS	CS	GLYDEA
Track Size deduction (inc. bracket)	17mm	20mm	25mm	30mm
Hem To Hem	No deduction	No deduction	No deduction	No deduction
Recess Deduction (including track)	27mm	30mm	35mm	40mm




8 EYELET COLOUR OPTIONS

1 Outer Diameter of an Eyelet	60mm
2 Inner Diameter of an Eyelet	40mm
3 Top of Fabric to Inner Eyelet	30mm



EYELETS ARE AVAILABLE IN:



Note:

The distance between the eyelets varies depending on the width of the curtains

Disclaimer:

All dimensions are approximate and can be changed without notice at our discretion.

Blindtex **UK**
4B Wigan Road
Bolton
Lancashire
BL3 5PZ
Tel: 0161 818 9915
Email: sales@blindtex.co.uk
Web: www.blindtex.co.uk

Blindtex **UAE**
Area M6 - 10
SAIF Zone Sharjah – United Arab Emirates
Tel: +971 65578051
Email: sales@blindtex.com
Web: www.blindtex.com



A BRAND OF INNOV8 PRODUCTS